








1. Copy one card/box into each box in your A row. Be sure to put 4 beats (the whole card) into each box!
2. Choose a note name for each beat from these:

G A B C D

3. Play your rhythm on the pitches you chose. Change anything you don't like.
 - a. *Tips: To sound really good, end on ta or two_.*
 - b. *To sound really good, end your song on G.*
4. Start at #1 and do the same process to create your B section.
5. Choose a form for your song from these elemental forms:

AABA ABAB AABB
AAAB ABBA ABAA





6. Now, choose a title for your song. What does it make you think of? What would you like someone else to feel/think when they play or hear your song?
 - a. **Remember: NO COPYRIGHTED NAMES!**
(Titles must be original and school-appropriate to be submitted.)



(title)

(name)

A



B



Form: _____